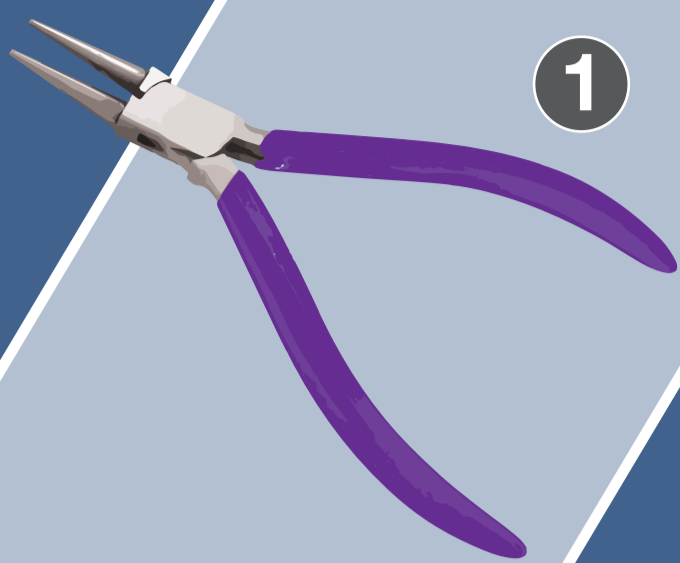


TOP 7

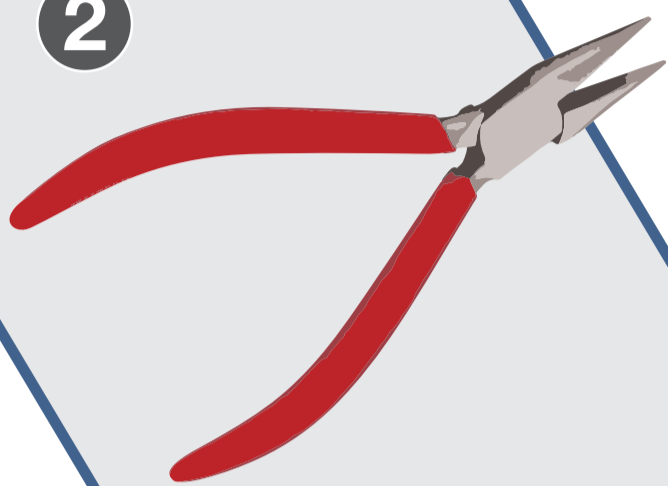
NEED-TO-HAVE JEWELLERY MAKING PLIERS FOR BEGINNERS

ROUND NOSE PLIERS

- Round jaws that taper off to a point
- Ideal for creating wire loops
- Makes creating your own jump rings simple



2




SNIPE NOSE PLIERS


- Tapered shape
- Used to open and close jump rings
- Excellent for general grip with small, fiddly findings

FLAT NOSE PLIERS

- Wide set of jaws with a flat surface
- Helps create sharp angles in metal sheet
- Great for keeping pieces steady as you work



4




HALF ROUND PLIERS

- With one half round jaw and one flat jaw to form curves
- Ideal for creating perfectly formed rings
- Can also be used to form earring hooks

SHEARS

- Heavy duty cutting tool
- Creates neat, clean lines when cutting sheet metal to size



6




BRACELET BENDING PLIERS

- With curved nylon jaws that make forming bracelets simple
- Nylon jaws reduce risk of scratches as you work
- Ideal for creating bracelets and bangles en masse

SIDE CUTTERS

- Used for cutting metal wire
- Great for working with wire wrapping techniques
- Trim away excess wire for a neat finish



Order specialist jewellery making
pliers at [Cooksongold](#).



Heimerle + Meule Group